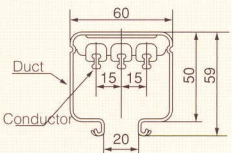
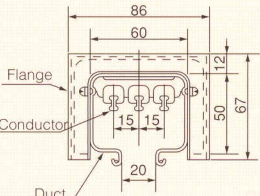
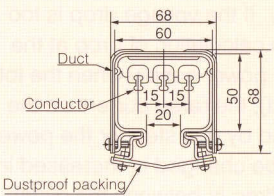
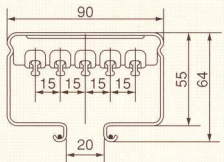
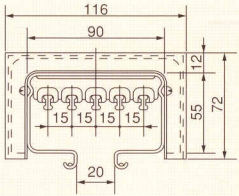
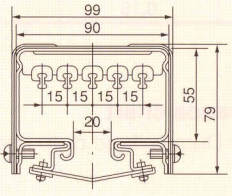
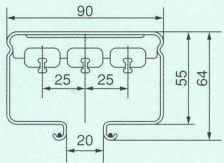
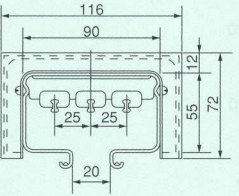
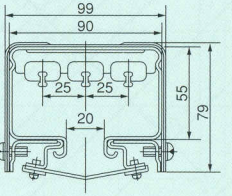


Trolley Duct Product Guide

Trolley Duct types and ratings

Trolley Duct is available in various types ranging from 30A to 400A. 600A to 3,000A Trolley Ducts are custom-made.

Unit : mm

Rated current	Rated voltage	No. of poles	Cross-sectional view			Compatible trolleys	Remarks
			Standard type	Outdoor type	Dustproof type		
30A 60A	300V	2P				20A 40A	<ul style="list-style-type: none">● Steel ducts are high-precision roll-formed products.● The surface is galvanized with chromate treatment. (The outdoor type has an additional clear lacquer layer.)● 2P and 4P types have no center conductor.● Horizontally and vertically curved ducts are also available (excluding dustproof type).
		3P		2P type is custom-made.	Custom-made product.	20A 40A	
		4P				20A 40A	
		5P		4P type is custom-made.	Custom-made product.	20A 40A	
100A	600V	3P				40A 80A	<ul style="list-style-type: none">● Steel ducts are high-precision roll-formed products.● The surface is galvanized with chromate treatment. (The outdoor type has an additional clear lacquer layer.)● 2P type has no center conductor.● Horizontally and vertically curved ducts are also available (excluding dustproof type).
			2P type is custom-made.	2P type is custom-made.	Custom-made product.		

Note:
"Custom-made product" on the above table denotes that products are custom-designed and manufactured according to customer specifications.
For lateral motion, be sure to use horizontal-traverse hangers (double hangers).

Standard-type Trolley Ducts

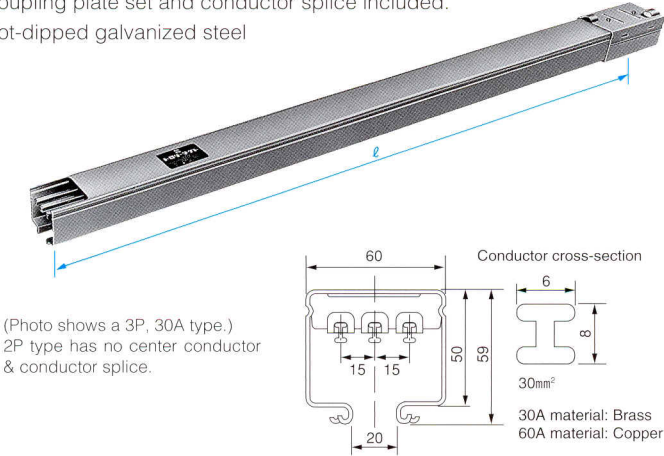
30A·60A 300V

For indoor use in an ordinary environment for electric hoists, cranes, etc. Dustproof type ducts (custom-made products) are designed for use in relatively poor environments subject to excessive dust, such as cement, food, flour milling, livestock feed production facilities. Refer to the "Trolley Duct Installation" section (page 38 - 44) for product combinations and usage.

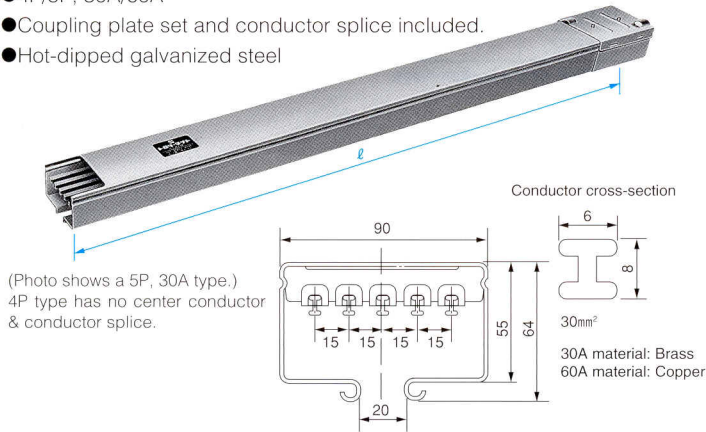
Unit : mm

Straight-line ducts

- 2P/3P, 30A/60A
- Coupling plate set and conductor splice included.
- Hot-dipped galvanized steel



- 4P/5P, 30A/60A
- Coupling plate set and conductor splice included.
- Hot-dipped galvanized steel



30A

Cat. No.	Type	Rating	Standard length(ℓ)	Weight (kg)
DGH6123	602	2P30A	3,000	8.1
DGH6122	〃	〃	2,000	5.4
DGH6121	〃	〃	1,000	2.7
DGH6133	〃	3P30A	3,000	9.0
DGH6132	〃	〃	2,000	6.0
DGH6131	〃	〃	1,000	3.0
DGH6143	1004	4P30A	3,000	14.1
DGH6142	〃	〃	2,000	9.4
DGH6141	〃	〃	1,000	4.7
DGH6153	〃	5P30A	3,000	15.0
DGH6152	〃	〃	2,000	10.0
DGH6151	〃	〃	1,000	5.0

Note: In addition to standard 1m, 2m, and 3m lengths, other lengths can also be made to order (200mm minimum to 3m maximum).

60A

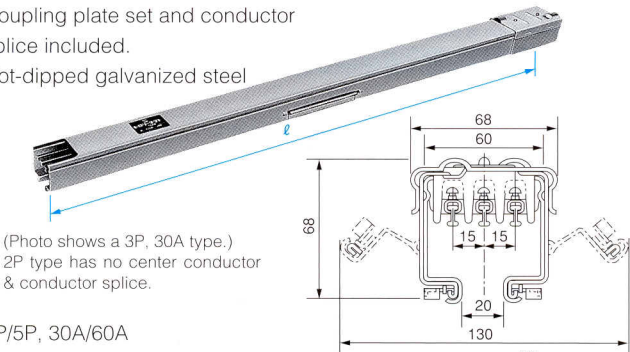
Cat. No.	Type	Rating	Standard length(ℓ)	Weight (kg)
DGH6223K1	602	2P60A	3,000	8.1
DGH6222K1	〃	〃	2,000	5.4
DGH6221K1	〃	〃	1,000	2.7
DGH6233K1	〃	3P60A	3,000	9.0
DGH6232K1	〃	〃	2,000	6.0
DGH6231K1	〃	〃	1,000	3.0
DGH6243K1	1004	4P60A	3,000	14.1
DGH6242K1	〃	〃	2,000	9.4
DGH6241K1	〃	〃	1,000	4.7
DGH6253K1	〃	5P60A	3,000	15.0
DGH6252K1	〃	〃	2,000	10.0
DGH6251K1	〃	〃	1,000	5.0

Note: In addition to standard 1m, 2m, and 3m lengths, other lengths can also be made to order (200mm minimum to 3m maximum).

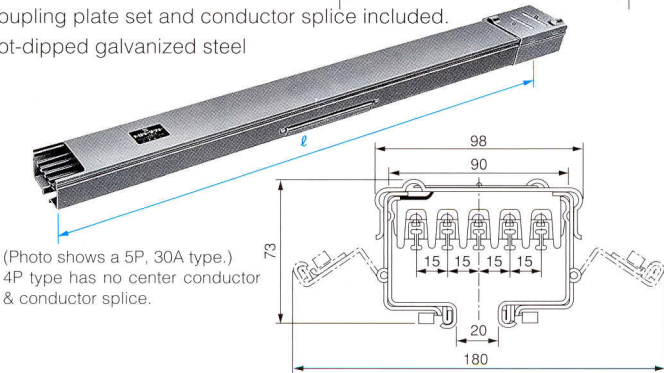
Drop-out ducts

An opening is provided for trolley insertion and removal. A drop-out duct must be used for each line. For extended lines, a drop-out duct is used for every 20m.

- 2P/3P, 30A/60A
- Coupling plate set and conductor splice included.
- Hot-dipped galvanized steel



- 4P/5P, 30A/60A
- Coupling plate set and conductor splice included.
- Hot-dipped galvanized steel



30A

Cat. No.	Type	Rating	Standard length(ℓ)	Weight (kg)
DGH6161K	602	2P30A	1,000	2.7
DGH6171K	〃	3P30A	1,000	3.0
DGH6181	1004	4P30A	1,000	4.7
DGH6191	〃	5P30A	1,000	5.0

Note: In addition to the standard 1m length, other lengths can also be made to order (500mm minimum).

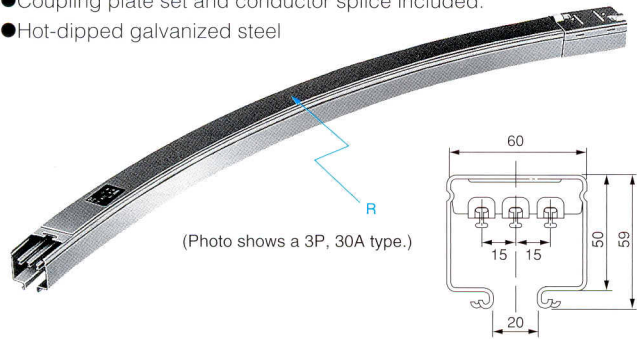
60A

Cat. No.	Type	Rating	Standard length(ℓ)	Weight (kg)
DGH6261K1	602	2P60A	1,000	2.7
DGH6271K1	〃	3P60A	1,000	3.0
DGH6281K1	1004	4P60A	1,000	4.7
DGH6291K1	〃	5P60A	1,000	5.0

Note: In addition to the standard 1m length, other lengths can also be made to order (500mm minimum).

Horizontally curved ducts

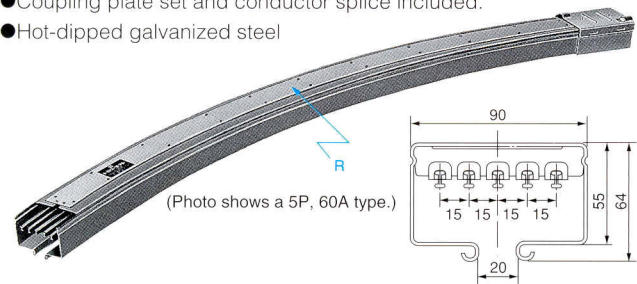
- 3P, 30A/60A
- Coupling plate set and conductor splice included.
- Hot-dipped galvanized steel



Note: In addition to the listed radii and angles, other radii and angles are also available to order.
However, the minimum radius (R) and duct length (ℓ) are as shown according to the rated current of the trolley.

Trolley rated current	Minimum radius (R)	Available duct length ℓ
20A	800mm	500mm (min.) to 1,800mm (max.)
40A	1,000mm	

- 5P, 30A/60A
- Coupling plate set and conductor splice included.
- Hot-dipped galvanized steel

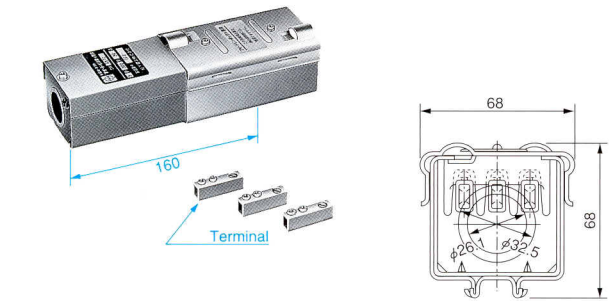


Note: In addition to the listed radii and angles, other radii and angles are also available to order.
However, the minimum radius (R) and duct length (ℓ) are as shown according to the rated current of the trolley.

Trolley rated current	Minimum radius (R)	Available duct length ℓ
20A	1,000mm	500mm (min.) to 1,800mm (max.)
40A	1,000mm	

Feed-in boxes

- For 2P/3P, 30A/60A ducts
- Coupling plate set and terminals included.
- Knockout diameter: φ 26.1, φ 32.5
- Hot-dipped galvanized steel



Cat. No.	Type	Rating	Weight (kg)
DGH6172	602	2P・3P 30A・60A	1.2

30A

Cat. No.	Type	Rating	R・θ	Weight (kg)
DGH6134	602	3P30A	1,200R45°	2.9
DGH6135	〃	〃	1,500R45°	3.6
DGH6136	〃	〃	1,700R45°	4.0
DGH6137	〃	〃	2,000R45°	4.7
DGH6138	〃	〃	2,300R45°	5.4
DGH6139	〃	〃	2,800R30°	4.4
DGH6156	1004	5P30A	1,700R45°	6.7
DGH6158	〃	〃	2,300R45°	9.1

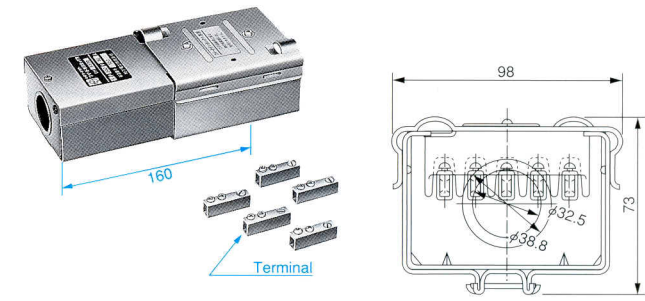
Note: 2P/4P type is custom-made.

60A

Cat. No.	Type	Rating	R・θ	Weight (kg)
DGH6234K1	602	3P60A	1,200R45°	2.9
DGH6235K1	〃	〃	1,500R45°	3.6
DGH6236K1	〃	〃	1,700R45°	4.0
DGH6237K1	〃	〃	2,000R45°	4.7
DGH6238K1	〃	〃	2,300R45°	5.4
DGH6239K1	〃	〃	2,800R30°	4.3
DGH6256K1	1004	5P60A	1,700R45°	6.1
DGH6258K1	〃	〃	2,300R45°	9.1

Note: 2P/4P type is custom-made.

- For 4P/5P, 30A/60A ducts
- Coupling plate set and terminals included.
- Knockout diameter: φ 32.5, φ 38.8
- Hot-dipped galvanized steel

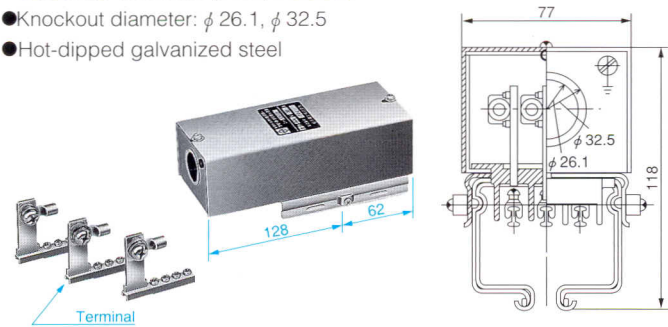


Cat. No.	Type	Rating	Weight (kg)
DGH6192	1004	4P・5P 30A・60A	1.3

Unit : mm

Center feed-in boxes

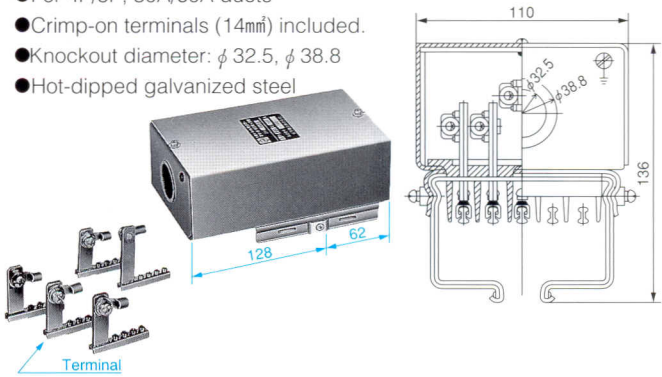
- For 2P/3P, 30A/60A ducts
- Solderless terminals (14mm) included.
- Knockout diameter: ϕ 26.1, ϕ 32.5
- Hot-dipped galvanized steel



Cat. No.	Type	Rating	Weight (kg)
DGH6173	602	2P·3P 30A·60A	0.9

Note: Photo shows a 3P type. 2P type is supplied with two terminals.

- For 4P/5P, 30A/60A ducts
- Crimp-on terminals (14mm) included.
- Knockout diameter: ϕ 32.5, ϕ 38.8
- Hot-dipped galvanized steel

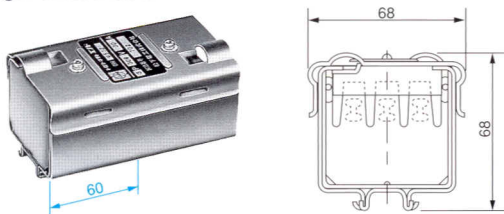


Cat. No.	Type	Rating	Weight (kg)
DGH6193	1004	4P·5P 30A·60A	1.3

Note: Photo shows a 5P type. 4P type is supplied with four terminals.

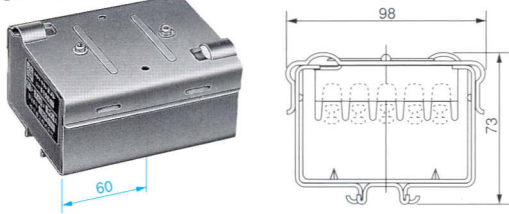
End caps

- For 2P/3P, 30A/60A ducts
- Coupling plate set included.
- Hot-dipped galvanized steel



Cat. No.	Type	Rating	Weight (kg)
DGH6112	602	2P·3P 30A·60A	0.4


- For 4P/5P, 30A/60A ducts
- Coupling plate set included.
- Hot-dipped galvanized steel



Cat. No.	Type	Rating	Weight (kg)
DGH6114	1004	4P·5P 30A·60A	1.3


Hangers

- For 2P/3P, 30A/60A ducts



Cat. No.	Type	Weight (kg)
DGH6111	602	0.3

- For 4P/5P, 30A/60A ducts




Cat. No.	Type	Weight (kg)
DGH6411	1004	0.4

Sideway-traverse hangers


Used in locations where the duct moves or turns along with the device, such as a crane's lateral travel.

- For 2P/3P, 30A/60A ducts



Cat. No.	Type	Weight (kg)
DGH6113	602	0.6


- For 4P/5P, 30A/60A ducts



Cat. No.	Type	Weight (kg)
DGH6413	1004	0.8

Standard trolleys

●2P/3P, 20A trolley <for 30A/60A ducts>




3.5mm pressure terminals included.


Cat. No.	Type	Product name	Weight (kg)
DGH6165	602	2P20A trolley	0.7
DGH6175	602	3P20A trolley	0.7

Note: Photo shows 3P type.
2P type has no center collector.

●4P/5P, 20A trolley <for 30A/60A ducts>
●5P, 40A trolley <for 30A/60A ducts>



3.5mm pressure terminals included.




8mm pressure terminals included.

Cat. No.	Type	Product name	Weight (kg)
DGH6185	1004	4P20A trolley	0.9
DGH6195	1004	5P20A trolley	0.9
DGH6296	1004	5P40A trolley	0.9

Note 1: Photo shows 5P type. 4P type has no center collector.
Note 2: 4P, 40A trolley is custom-made.

●2P/3P, 40A trolley <for 30A/60A ducts>



8mm pressure terminals included.


Cat. No.	Type	Product name	Weight (kg)
DGH6266	602	2P40A trolley	0.8
DGH6276	602	3P40A trolley	0.8

Note: Photo shows 3P type. 2P type has no center collector.

Side outlet cable trolleys

With this trolley type, cables are connected to the side of the trolleys.

●2P/3P, 20A trolley <for 30A/60A ducts>



3.5mm pressure terminals included.

Cat. No.	Type	Product name	Weight (kg)
DGH6362	602	2P20A trolley	0.7
DGH6363	602	3P20A trolley	0.7

Note: Photo shows 3P type.

●4P/5P, 20A trolley <for 30A/60A ducts>




3.5mm pressure terminals included.

Cat. No.	Type	Product name	Weight (kg)
DGH6364	1004	4P20A trolley	0.9
DGH6365	1004	5P20A trolley	0.9

Note: Photo shows 5P type.

●4P/5P, 40A trolley <for 30A/60A ducts>



8mm pressure terminals included.

Cat. No.	Type	Product name	Weight (kg)
DGH6366	602	2P40A trolley	0.8
DGH6367	602	3P40A trolley	0.8

Note: Photo shows 3P type.

Roller type trolleys

Used when smooth movement is required, such as cutting machines and bolt spreaders in sewing factories.

●2P/3P, 5A trolley <for 30A/60A ducts>



Cat. No.	Type	Product name	Weight (kg)
DGH6075	602	2P5A roller type trolley	0.7
DGH6076	602	3P5A roller type trolley	0.7

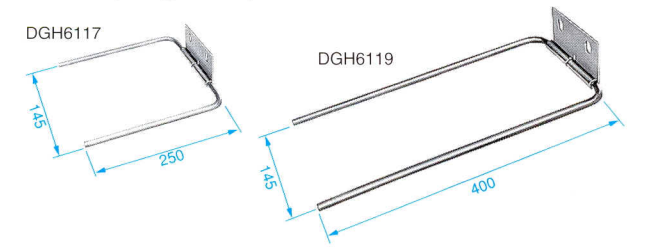
Note: Photo shows 3P trolley. Roller type trolleys are not usable with curved ducts.

Accessories and Maintenance Parts for Standard and Outdoor Type Trolley Ducts

Unit : mm

Trolley-pulling brackets


Used with a pull-type trolley.



Cat. No.	Product name	Compatible trolleys
DGH6117	Trolley-pulling bracket A-1	2P-5P20A・2P・3P40A trolley (for single line)
DGH6119	Trolley-pulling bracket A-2	2P-5P20A・2P・3P40A trolley (for double line)

Conductor cleaners

Used for cleaning the conductor surface. It should regularly be run over the conductor surface.



Cat. No.	Product name	Compatible trolleys
DGH6166	Conductor cleaner 602	For 2P・3P30A・60A ducts
DGH6167	Conductor cleaner 1004	For 4P・5P30A・60A ducts

Note: When using the cleaner, be sure to switch off power to prevent possible short circuits.

Trolley collectors

Trolley collectors make direct contact with conductors for collecting power. Worn-out collectors should be replaced.



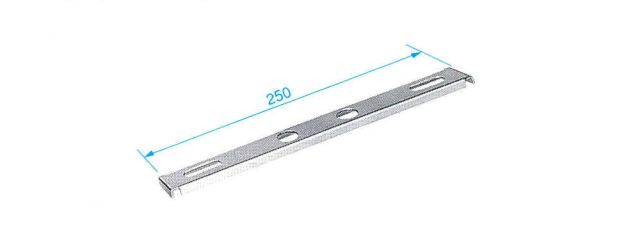
Cat. No.	Product name
DGH6000	2P 5A collector
DGH6001	3P 5A collector
DGH6100	2P20A collector
DGH6101	3P20A collector
DGH6102	4P20A collector
DGH6103	5P20A collector
DGH6104	2P40A collector
DGH6105	3P40A collector
DGH6208	4P40A collector
DGH6209	5P40A collector

Note1: One set contains the number of collectors needed for one trolley (two for 2P type, three for 3P type, etc).

Note2: Collectors for dustproof type trolleys are made to order.


Coupling fixture A

For coupling two trolleys.




Cat. No.	Compatible trolleys
DGH6108	2P-5P20A/40A trolley

Conductor splice



Cat. No.	Compatible ducts
DGH6116	30A・40A ducts

Conductor cleaner pads




Cat. No.	Product description	Compatible ducts
DGH6202	For conductor cleaner 602 (incl. 10 pads)	2P・3P30A・60A ducts
DGH6203	For conductor cleaner 1004 (incl. 10 pads)	4P・5P30A・60A ducts

Accessory sets for connections

A set consists of coupling plates and conductor splice.

● Hot-dipped galvanized steel



Cat. No.	Compatible ducts
DGH61231	2P30A・60A ducts
DGH61331	3P30A・60A ducts
DGH61431	4P30A・60A ducts
DGH61531	5P30A・60A ducts

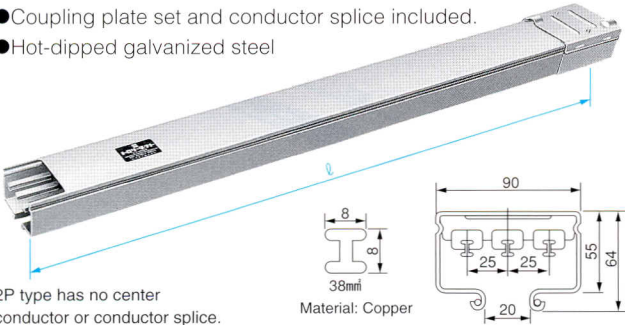
Standard-type Trolley Ducts

100A・600V

Unit : mm

Straight-line ducts

- 3P, 100A
- Coupling plate set and conductor splice included.
- Hot-dipped galvanized steel

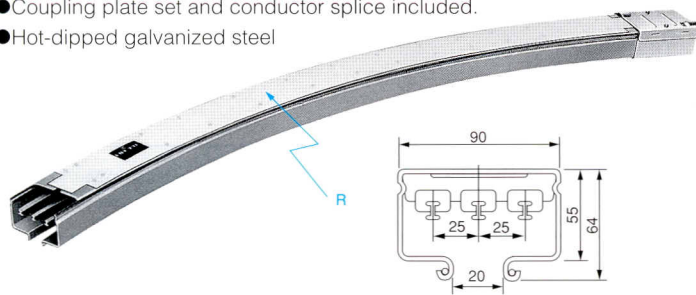


Cat. No.	Type	Rating	Standard length(ℓ)	Weight (kg)
DGH6433K1	1004	3P100A	3,000	14.7
DGH6432K1	1004	3P100A	2,000	9.8
DGH6431K1	1004	3P100A	1,000	4.9

Note: In addition to standard 1m, 2m, and 3m lengths, other lengths can also be made to order (200mm minimum to 3m maximum).

Horizontally curved ducts

- 3P, 100A
- Coupling plate set and conductor splice included.
- Hot-dipped galvanized steel

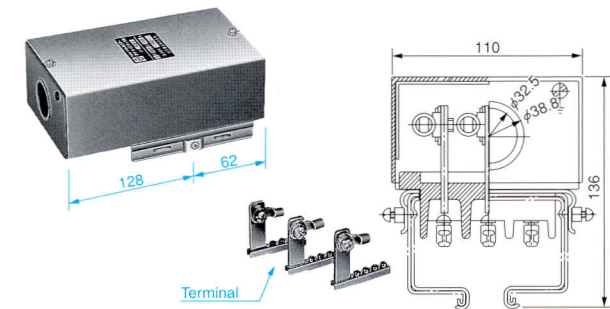


Cat. No.	Type	Rating	R	Weight (kg)
DGH6436K1	1004	3P100A	1,700R45°	6.6
DGH6438K1	1004	3P100A	2,300R45°	8.9

Note: In addition to the listed radii and angles, other radii and angles are also available to order.
However, the minimum radiuses are 1,000mm and 2,500mm for 40A and 80A trolleys, respectively, and duct lengths are 500mm minimum and 1,800mm maximum.

Center feed-in box

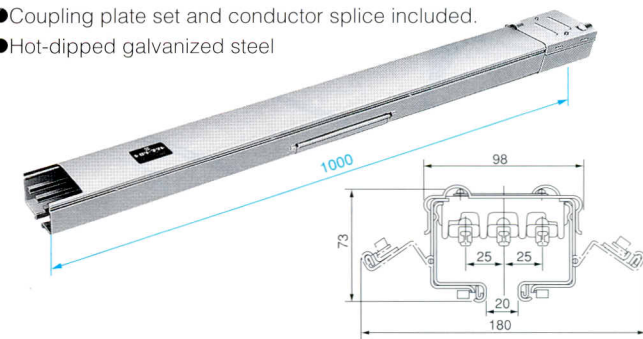
- For 3P, 100A ducts
- Crimp-on terminals (38mm) included.
- Knockout diameter: ϕ 32.5, ϕ 38.8
- Hot-dipped galvanized steel



Cat. No.	Type	Rating	Weight (kg)
DGH6473	1004	3P100A	1.2

Drop-out duct

- 3P, 100A
- Coupling plate set and conductor splice included.
- Hot-dipped galvanized steel

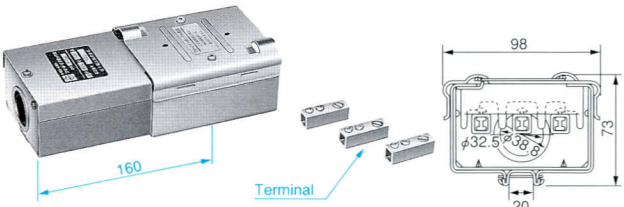


Cat. No.	Type	Rating	Standard length(ℓ)	Weight (kg)
DGH6471K1	1004	3P100A	1,000	4.9

Note: In addition to the standard 1m length, other lengths can also be made to order (500mm minimum).

Feed-in box

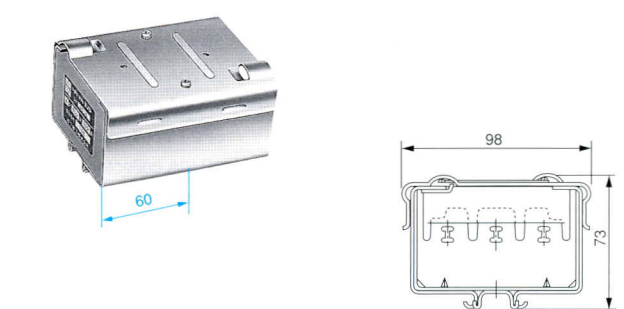
- For 3P, 100A ducts
- Coupling plate set and terminals included.
- Knockout diameter: ϕ 32.5, ϕ 38.8
- Hot-dipped galvanized steel



Cat. No.	Type	Rating	Weight (kg)
DGH6472	1004	3P100A	1.3

End cap

- For 3P, 100A ducts
- Coupling plate set included.
- Hot-dipped galvanized steel




Cat. No.	Type	Rating	Weight (kg)
DGH6412	1004	3P100A	0.8

Unit : mm

Hanger

- For 3P, 100A ducts



Cat. No.	Type	Weight (kg)
DGH6411	1004	0.4

Standard trolleys

- 3P, 40A trolley <for 100A ducts>
- 3P, 80A trolley <for 100A ducts>



8mm pressure terminals included.



Without pressure terminals


Cat. No.	Type	Product name	Weight (kg)
DGH6476	1004	3P40A trolley	0.9
DGH6477	1004	3P80A trolley	1.6

Note: 2P type is custom-made.

Sideway-traverse hanger

Used in locations where the duct moves or turns along with the device, such as a crane's lateral travel.

- For 3P, 100A ducts




Cat. No.	Type	Weight (kg)
DGH6413	1004	0.8

Side outlet cable trolley

With this trolley type, cables are connected to the side of the trolleys.

- 3P, 40A trolley <for 100A ducts>



8mm pressure terminals included.

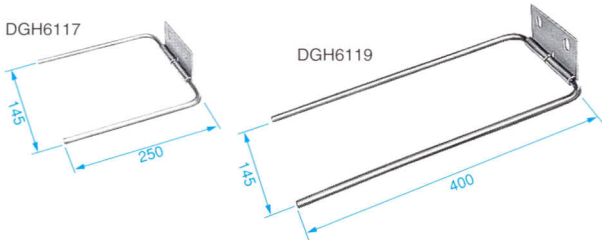
Cat. No.	Type	Product name	Weight (kg)
DGH6369	1004	3P40A trolley	0.9

Note: 2P type is custom-made.

Accessories and Maintenance Parts for Standard and Outdoor Type Trolley Ducts

Trolley-pulling brackets

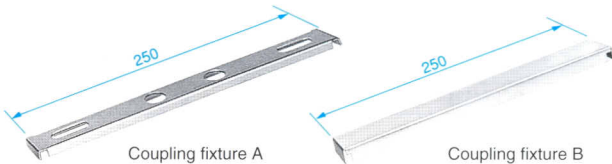
Used with a pull-type trolley.



Cat. No.	Product name	Compatible trolleys
DGH6117	Trolley-pulling bracket A-1	3P40A trolley (for single line)
DGH6119	Trolley-pulling bracket A-2	3P40A trolley (for double line)
DGH6417	Trolley-pulling bracket B-1	3P80A trolley (for single line)

Coupling fixtures


For coupling two trolleys.



Cat. No.	Product name	Compatible trolleys
DGH6108	Coupling fixture A	2P·3P 40A trolley
DGH6109	Coupling fixture B	3P80A trolley

Conductor cleaner

Used for cleaning the conductor surface. It should regularly be run over the conductor surface.



Cat. No.	Product name	Compatible ducts
DGH6167	Conductor cleaner 1004	3P100A ducts

Note: When using the cleaner, be sure to switch off power to prevent possible short circuits.

Trolley collectors

Trolley collectors make direct contact with conductors for collecting power. Worn-out collectors should be replaced.



Cat. No.	Product name
DGH6104	2P40A collector
DGH6105	3P40A collector
DGH6106	2P80A collector
DGH6107	3P80A collector

Note: One set contains the number of collectors needed for one trolley (two for 2P type and three for 3P type).

Accessory sets for connections


A set consists of a coupling plate and conductor splice.

- Hot-dipped galvanized steel



Cat. No.	Rating
DGH64331	3P100A

Conductor splice



Cat. No.	Compatible ducts
DGH6116	100A

Conductor cleaner pads



Cat. No.	Product description	Compatible ducts
DGH6203	For conductor cleaner 1004 (incl. 10 pads)	3P100A ducts

Outdoor-type Trolley Ducts

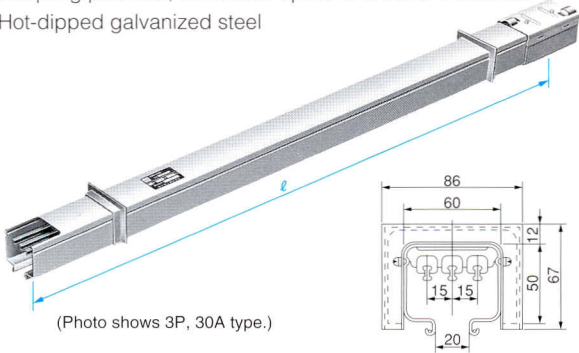
30A・60A 300V

The rain-proof construction makes these Trolley Ducts suitable for outdoor installations.
Note: Avoid installation in coastal areas.

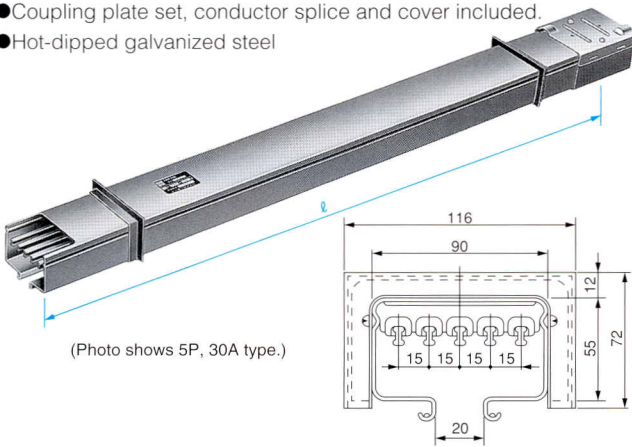
Unit : mm

Straight-line ducts

- 3P, 30A/60A
- Coupling plate set, conductor splice and cover included.
- Hot-dipped galvanized steel



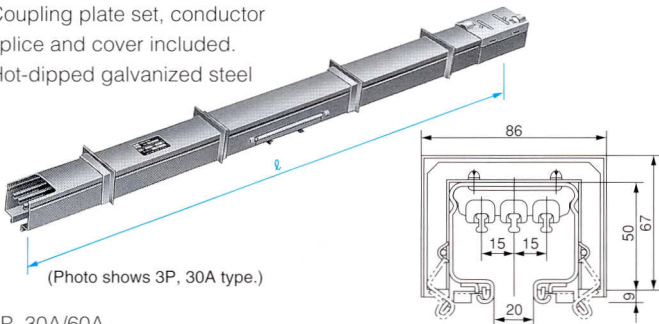
- 5P, 30A/60A
- Coupling plate set, conductor splice and cover included.
- Hot-dipped galvanized steel



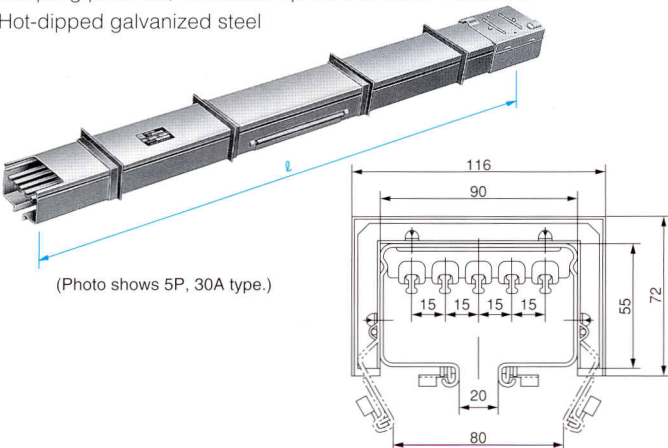
Drop-out ducts

An opening is provided for trolley insertion and removal. A drop-out duct must be used for each line. For extended lines, a drop-out duct is used for every 20m.

- 3P, 30A/60A
- Coupling plate set, conductor splice and cover included.
- Hot-dipped galvanized steel



- 5P, 30A/60A
- Coupling plate set, conductor splice and cover included.
- Hot-dipped galvanized steel



30A

Cat. No.	Type	Rating	Standard length(ℓ)	Weight (kg)
DGH6533	602	3P30A	3,000	9.3
DGH6553	1004	5P30A	3,000	15.3

Note: In addition to the standard 3m length, other lengths can also be made to order (500mm minimum to 3m maximum). 2P/4P type is custom-made.

60A

Cat. No.	Type	Rating	Standard length(ℓ)	Weight (kg)
DGH653K1	602	3P60A	3,000	9.3
DGH655K1	1004	5P60A	3,000	15.3

Note: In addition to the standard 3m length, other lengths can also be made to order (500mm minimum to 3m maximum).

30A

Cat. No.	Type	Rating	Standard length(ℓ)	Weight (kg)
DGH6571K	602	3P30A	1,000	3.3
DGH6591	1004	5P30A	1,000	5.3

Note: In addition to the standard 1m length, other lengths can also be made to order (800mm minimum). 2P/4P type is custom-made.

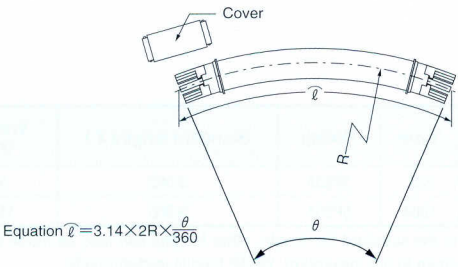
60A

Cat. No.	Type	Rating	Standard length(ℓ)	Weight (kg)
DGH6671K1	602	3P60A	1,000	3.3
DGH6691K1	1004	5P60A	1,000	5.3

Note: In addition to the standard 1m length, other lengths can also be made to order (800mm minimum). 2P/4P type is custom-made.

Horizontally curved ducts

- Coupling plate set, conductor splice and cover included.
- 3P/5P, 30A



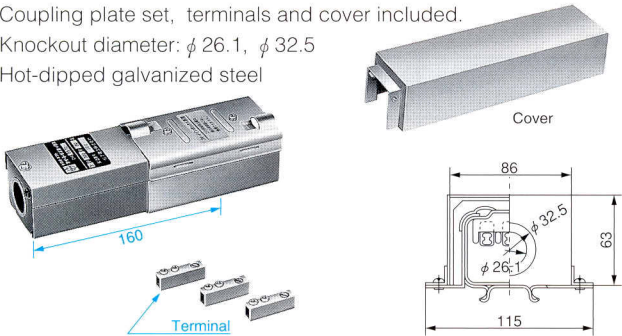
30A

Type	Rating	Minimum R	Available duct length \widehat{l}
602	3P30A	20A trolley : 800mm	500mm(min.) to 1800mm(max.)
		40A trolley : 1,000mm	
1004	5P30A	20A trolley : 1,000mm	

Note: Custom-made products.

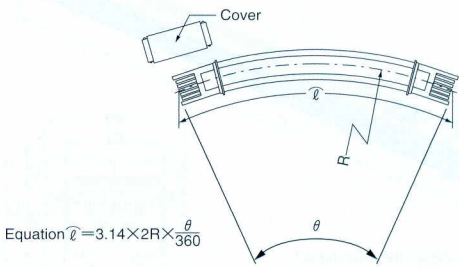
Feed-in boxes

- 3P, 30A/60A
- Coupling plate set, terminals and cover included.
- Knockout diameter: ϕ 26.1, ϕ 32.5
- Hot-dipped galvanized steel



Cat. No.	Type	Rating	Weight (kg)
DGH6572	602	3P30A·60A	1.5

- Coupling plate set, conductor splice and cover included.
- 3P/5P, 60A

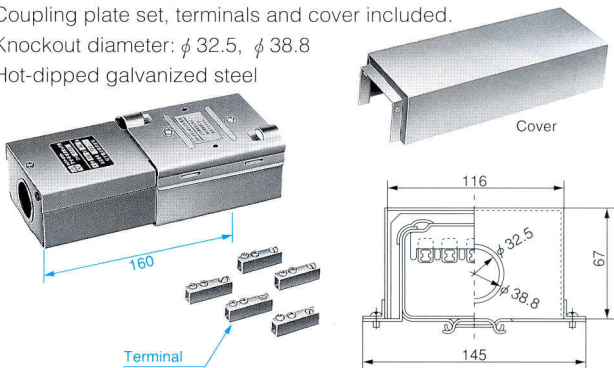


60A

Type	Rating	Minimum R	Available duct length \widehat{l}
602	3P60A	20A trolley : 800mm	500mm(min.) to 1800mm(max.)
		40A trolley : 1,000mm	
1004	5P60A	20A trolley : 1,000mm	

Note: Custom-made products.

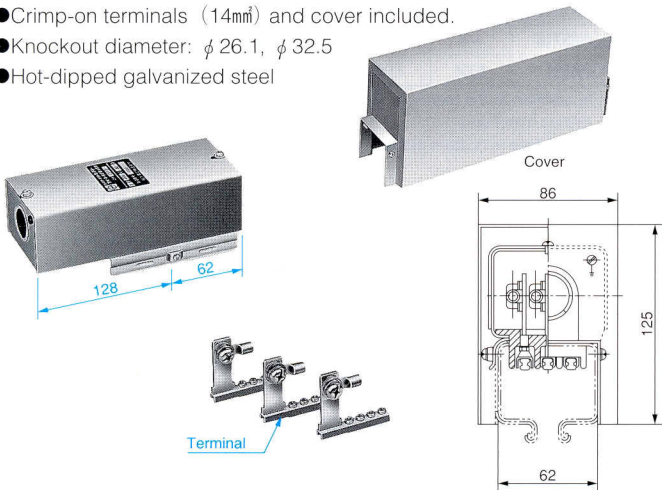
- 5P, 30A/60A
- Coupling plate set, terminals and cover included.
- Knockout diameter: ϕ 32.5, ϕ 38.8
- Hot-dipped galvanized steel



Cat. No.	Type	Rating	Weight (kg)
DGH6592	1004	5P30A·60A	1.6

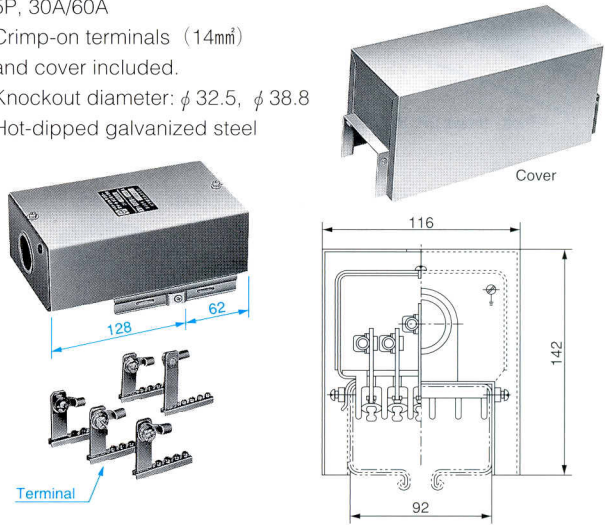
Center feed-in boxes

- 3P, 30A/60A
- Crimp-on terminals (14mm) and cover included.
- Knockout diameter: ϕ 26.1, ϕ 32.5
- Hot-dipped galvanized steel



Cat. No.	Type	Rating	Weight (kg)
DGH6573	602	3P30A·60A	1.3

- 5P, 30A/60A
- Crimp-on terminals (14mm) and cover included.
- Knockout diameter: ϕ 32.5, ϕ 38.8
- Hot-dipped galvanized steel

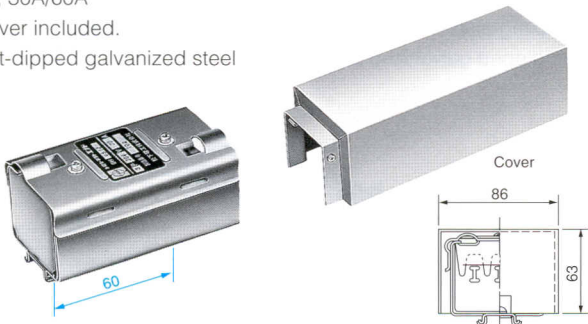


Cat. No.	Type	Rating	Weight (kg)
DGH6593	1004	5P30A·60A	1.6

Unit : mm

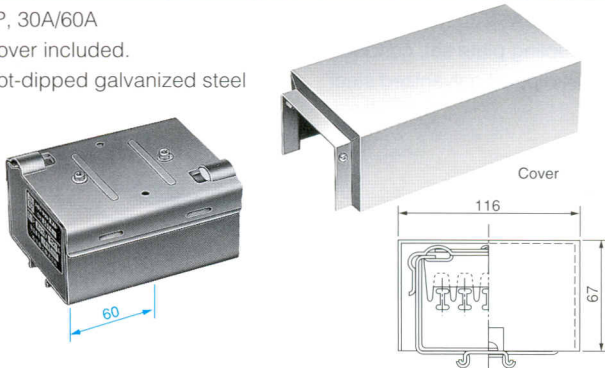
End caps

- 3P, 30A/60A
- Cover included.
- Hot-dipped galvanized steel



Cat. No.	Type	Rating	Weight (kg)
DGH6512	602	3P30A · 60A	0.6


- 5P, 30A/60A
- Cover included.
- Hot-dipped galvanized steel



Cat. No.	Type	Rating	Weight (kg)
DGH6514	1004	5P30A · 60A	1.1


Hangers

- For 2P/3P, 30A/60A ducts



Cat. No.	Type	Weight (kg)
DGH6111	602	0.3

- For 4P/5P, 30A/60A ducts




Cat. No.	Type	Weight (kg)
DGH6411	1004	0.4

Horizontal-traverse hangers


Used in locations where the duct moves or turns along with the device, such as a crane's lateral travel.

- For 2P/3P, 30A/60A ducts




Cat. No.	Type	Weight (kg)
DGH6113	602	0.6

- For 4P/5P, 30A/60A ducts



Cat. No.	Type	Weight (kg)
DGH6413	1004	0.8

Outdoor-type trolleys



3.5mm crimp-on terminals included.

Cat. No.	Type	Product name	Compatible ducts
DGH6275	602	3P20A trolley	3P30A · 60A ducts


Note: 2P type is custom-made.



3.5mm crimp-on terminals included.

Cat. No.	Type	Product name	Compatible ducts
DGH6295	1004	5P20A trolley	5P30A · 60A ducts

Note: 4P type is custom-made.



8mm crimp-on terminals included.

Cat. No.	Type	Product name	Compatible ducts
DGH6576	602	3P40A trolley	3P60A ducts

Note: 2P type is custom-made.

Outdoor-type Trolley Ducts

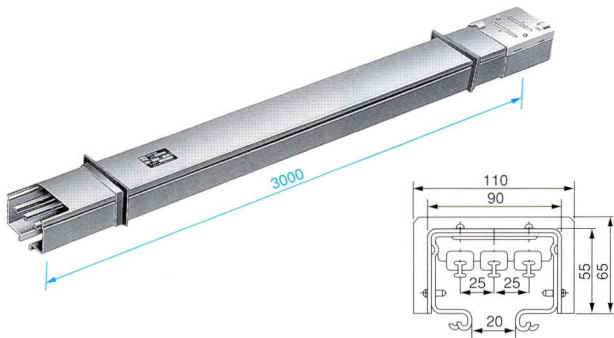
100A 600V

The rain-proof construction makes these Trolley Ducts suitable for outdoor installations.

Unit : mm

Straight-line duct

- 3P, 100A
- Coupling plate set, conductor splice and cover included.
- Hot-dipped galvanized steel

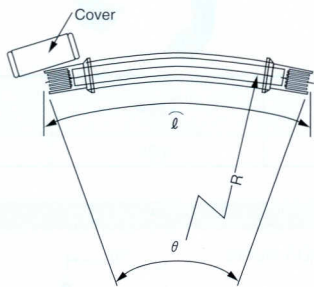


Cat. No.	Type	Rating	Standard length(ℓ)	Weight (kg)
DGH6933K1	1004	3P100A	3,000	15.0

Note: In addition to the standard 3m length, other lengths can also be made to order (500mm minimum to 3m maximum).
2P type is custom-made.

Horizontally curved duct

- 3P, 100A
- Coupling plate set, conductor splice and cover included.



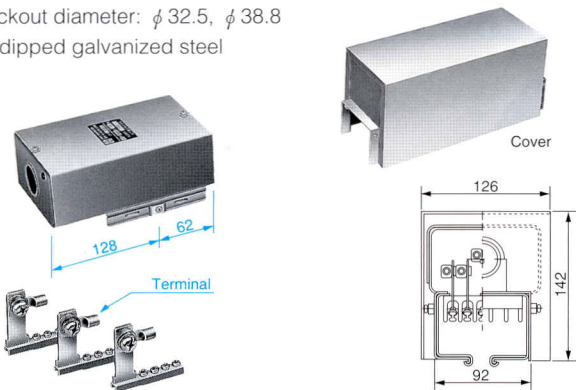
Available duct length ℓ Minimum 500mm
Maximum 1800mm

Type	Rating	Minimum R
1004	3P100A	40A trolley: 1,000mm
		80A trolley: 2,500mm

Note: Custom-made products.

Center feed-in box

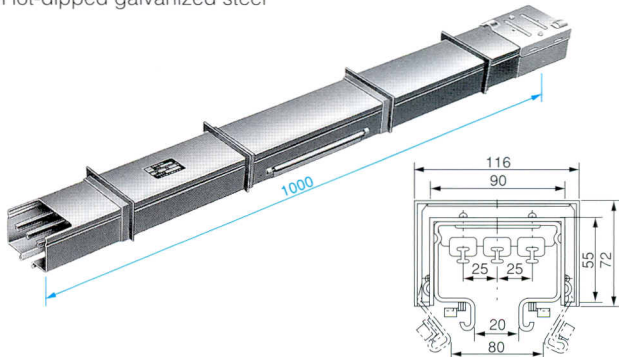
- 3P, 100A
- Solderless terminals (38mm) and cover included.
- Knockout diameter: ϕ 32.5, ϕ 38.8
- Hot-dipped galvanized steel



Cat. No.	Type	Rating	Weight (kg)
DGH6963	1004	3P100A	1.5

Drop-out duct

- 3P, 100A
- Coupling plate set, conductor splice and cover included.
- Hot-dipped galvanized steel



Cat. No.	Type	Rating	Standard length(ℓ)	Weight (kg)
DGH6943K1	1004	3P100A	1,000	5.2

Note: In addition to the standard 1m length, other lengths can also be made to order (800mm minimum). 2P type is custom-made.

Feed-in box

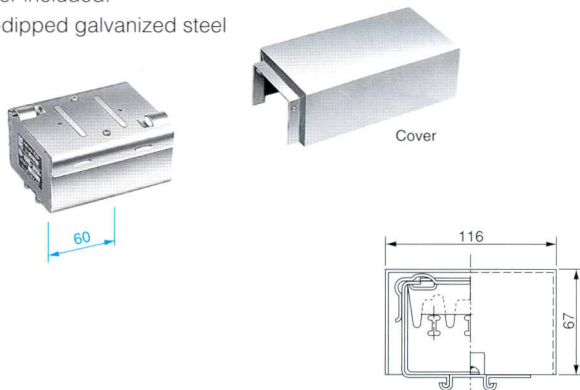
- 3P, 100A
- Coupling plate set, terminals and cover included.
- Knockout diameter: ϕ 32.5, ϕ 38.8
- Hot-dipped galvanized steel



Cat. No.	Type	Rating	Weight (kg)
DGH6953	1004	3P100A	1.6

End cap

- 3P, 100A
- Cover included.
- Hot-dipped galvanized steel




Cat. No.	Type	Rating	Weight (kg)
DGH6515	1004	3P100A	1.1

Unit : mm

Hanger

- For 3P, 100A ducts




Cat. No.	Type	Weight (kg)
DGH6411	1004	0.4

Sideway-traverse hanger

Used in locations where the duct moves or turns along with the device, such as a crane's lateral travel.

- For 3P, 100A ducts



Cat. No.	Type	Weight (kg)
DGH6413	1004	0.8


Outdoor-type trolley



8mm pressure terminals included.

Cat. No.	Type	Product name	Compatible ducts
DGH6676	1004	3P40A trolley	3P100A ducts

Note: 2P type is custom-made.



Without pressure terminals.

Cat. No.	Type	Product name	Compatible ducts
DGH6696	1004	3P80A trolley	3P100A ducts

Note: 2P type is custom-made.

Trolley Ducts for Special Applications

30A・60A 300V

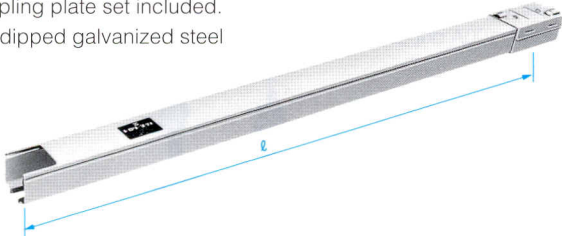
(custom-made products)

Unit : mm

Wireless ducts

Straight-line ducts without conductors.

- Coupling plate set included.
- Hot-dipped galvanized steel



Cat. No.	Type	Compatible ducts	Standard length(ℓ)	Weight (kg)
DGH612301	602	2P・3P 30A・60A	3,000	6.3
DGH612201	602	2P・3P 30A・60A	2,000	4.2
DGH612101	602	2P・3P 30A・60A	1,000	2.1
DGH614301	1004	4P・5P 30A・60A	3,000	12.3
DGH614201	1004	4P・5P 30A・60A	2,000	8.2
DGH614101	1004	4P・5P 30A・60A	1,000	4.1

Wireless point ducts

Straight-line ducts without conductors, used at switching points such as turntables and traversers.

- Coupling plate set included.
- Hot-dipped galvanized steel

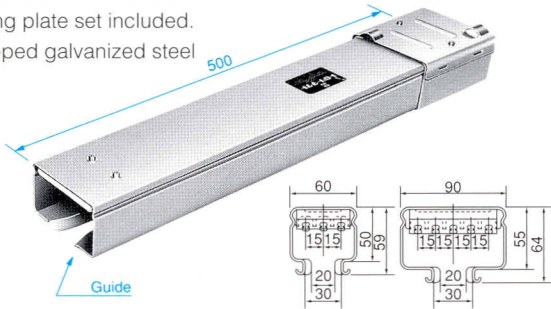


Cat. No.	Type	Compatible ducts	Standard length(ℓ)	Weight (kg)
DGH6120512	602	2P・3P 30A・60A	500	0.6
DGH6140512	1004	4P・5P 30A・60A	500	1.6

Point ducts (with conductors)

Straight-line ducts with conductors for use at switching points such as turntables and traversers.

- Coupling plate set included.
- Hot-dipped galvanized steel




Cat. No.	Type	Rating	Standard length(ℓ)	Weight (kg)
DGH6120502	602	2P30A	500	1.2
DGH6130502	602	3P30A	500	1.5
DGH6140502	1004	4P30A	500	2.2
DGH6150502	1004	5P30A	500	2.5
DGH6220502K1	602	2P60A	500	1.2
DGH6230502K1	602	3P60A	500	1.5
DGH6240502K1	1004	4P60A	500	2.2
DGH6250502K1	1004	5P60A	500	2.5

Wireless drop-out ducts

Straight-line ducts without conductors, which are provided with an opening for trolley insertion and removal.

- Coupling plate set included.
- Hot-dipped galvanized steel




Cat. No.	Type	Compatible ducts	Standard length(ℓ)	Weight (kg)
DGH616101	602	2P・3P 30A・60A	1,000	2.1
DGH618101	1004	4P・5P 30A・60A	1,000	4.1

Wireless take-up ducts

Straight-line ducts without conductors, used when the Trolley Duct length needs adjustment to match the stretching of the chain conveyor in an endless line.

Standard length: 1000mm/ maximum adjustable length: 550mm

- Coupling plate set included.
- Hot-dipped galvanized steel

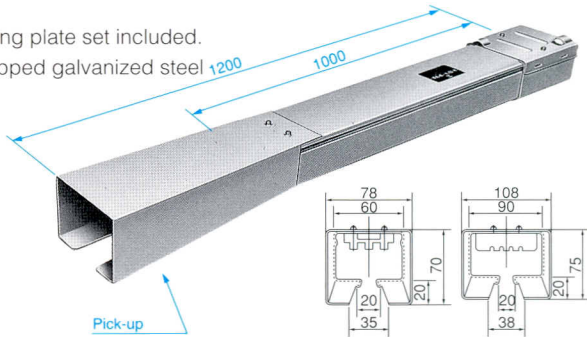


Cat. No.	Type	Compatible ducts	Standard length(ℓ)	Weight (kg)
DGH6121011	602	2P・3P 30A・60A	1,000~1,550	4.0
DGH6141011	1004	4P・5P 30A・60A	1,000~1,550	8.0

Pick-up ducts (with conductors)

Ducts for use at either end in lines which partially consist of a Trolley Duct.

- Coupling plate set included.
- Hot-dipped galvanized steel



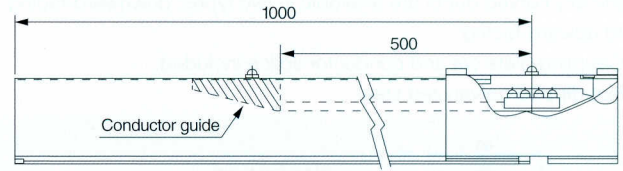
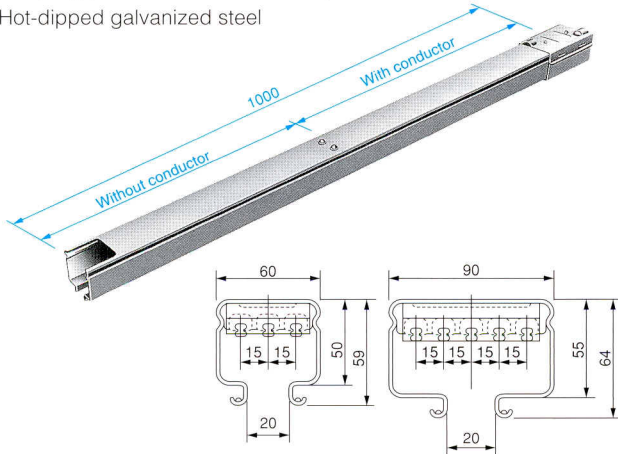
Cat. No.	Type	Rating	Standard length(ℓ)	Weight (kg)
DGH6121203	602	2P30A	1,200	5.7
DGH6131203	602	3P30A	1,200	6.0
DGH6141203	1004	4P30A	1,200	7.7
DGH6151203	1004	5P30A	1,200	8.0
DGH6221203K1	602	2P60A	1,200	5.7
DGH6231203K1	602	3P60A	1,200	6.0
DGH6241203K1	1004	4P60A	1,200	7.7
DGH6251203K1	1004	5P60A	1,200	8.0

Unit : mm

Ducts with conductor guide

These ducts are provided with a guide to help the trolley move smoothly between duct sections with and without conductors on endless aging or product inspection lines, where Trolley Ducts without conductors are partially used.

- Coupling plate set and conductor splice included.
- Hot-dipped galvanized steel



30A

Type	Rating	Weight (kg)
602	2P30A	2.5
	3P30A	2.8
1004	4P30A	4.4
	5P30A	4.7

60A

Type	Rating	Weight (kg)
602	2P60A	2.5
	3P60A	2.8
1004	4P60A	4.4
	5P60A	4.7

Circuit-separating ducts

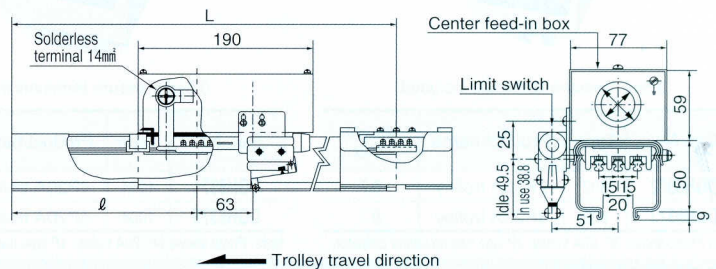
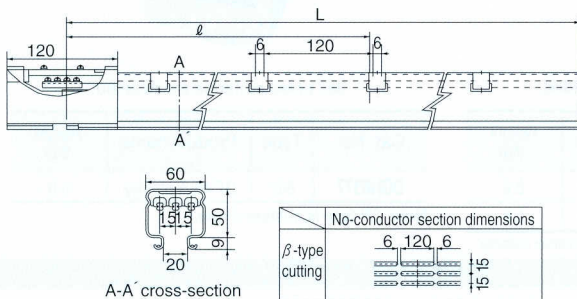
Ducts for use in separating circuits. Two types are available: a power-circuit use type with a function to extinguish arcs created by load current, and a signal-circuit type without arc-extinguishing function.

- Coupling plate set and conductor splice included.
- Hot-dipped galvanized steel

■ 3P, 30A/60A ducts

- For signal circuits (β -type cutting)

2P type has no center conductor.

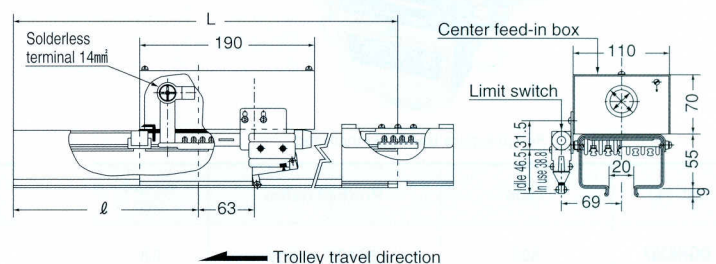
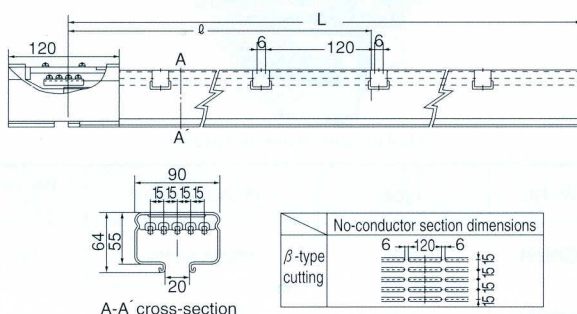


Note 1: Dimensions (L) and (ℓ) are determined after consulting customers.
See page 37 for β -type cutting.

■ 5P, 30A/60A ducts

- For signal circuits (β -type cutting)

4P type has no center conductor.

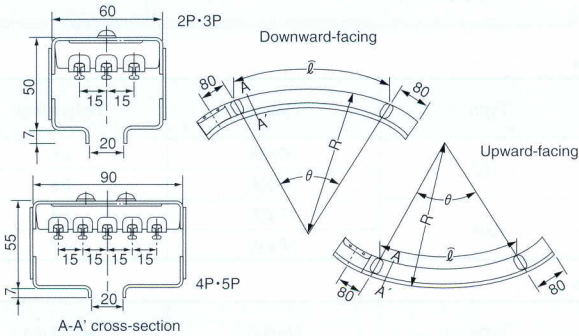


Note 1: Dimensions (L) and (ℓ) are determined after consulting customers.
See page 37 for β-type cutting.

Vertically curved ducts

Vertically curved ducts are available in two types: downward-facing and upward-facing.

- Coupling plate set and conductor splice included.
- Hot-dipped galvanized steel




Note: 2P and 4P types have no center conductor & conductor splice.

Micro-rod attached trolleys

Used with an automatic control circuit for conveyor lines, these trolleys include a mechanism for operating the microswitches which are built into the ducts. Use together with a circuit-separating duct.


- 2P/3P, 20A trolley
(for 30A/60A ducts)
- 4P/5P, 20A trolley
(for 30A/60A ducts)
- 3P, 40A trolley
(for 60A ducts)



3.5mm pressure terminals included.

Cat. No.	Type	Product name	Weight (kg)
DGH6372	602	2P20A trolley	0.7
DGH6373	602	3P20A trolley	0.7


Note: Photo shows 3P, 20A trolley. 2P type has no center collector.



3.5mm pressure terminals included.

Cat. No.	Type	Product name	Weight (kg)
DGH6374	1004	4P20A trolley	0.9
DGH6375	1004	5P20A trolley	0.9

Note: Photo shows 5P, 20A trolley. 4P type has no center collector.



8mm pressure terminals included.


Cat. No.	Type	Product name	Weight (kg)
DGH6377	602	3P40A trolley	0.8

Note: 2P type is custom-made.

Point-use trolleys

Used where line switching is performed on circuits having turntables or traversers. Use with a point duct for line switching (see page 29).


- 3P, 40A trolley
<for 30A/60A ducts>
- 4P/5P, 20A trolley
<for 30A/60A ducts>



8mm pressure terminals included.

Cat. No.	Type	Product name	Weight (kg)
DGH6397	602	3P40A trolley	0.8

Note: 2P type is custom-made.



3.5mm pressure terminals included.

Cat. No.	Type	Product name	Weight (kg)
DGH6394	1004	4P20A trolley	1.0
DGH6395	1004	5P20A trolley	1.0

Note: Photo shows 5P, 20A type. 4P type has no center collector.

Unit : mm


UD-type trolleys

Used on circuits which partially employ a Trolley Duct. A mechanism that allows the trolley to move smoothly from a non-duct section to a duct section is included. Use with a pick-up duct (see page 29).

●2P/3P, 20A trolley
(for 30A/60A ducts)

●3P, 40A trolley
<for 60A ducts>

●4P/5P, 20A trolley
<for 30A/60A ducts>



3.5mm pressure terminals included.

Cat. No.	Type	Product name	Weight (kg)
DGH6382K	602	2P20A trolley	1.8
DGH6383K	602	3P20A trolley	1.8

Note: Photo shows 3P, 20A trolley. 2P type has no center collector.



8mm pressure terminals included.

Cat. No.	Type	Product name	Weight (kg)
DGH6387K	602	3P40A trolley	1.9

Note: 2P type is custom-made.



3.5mm pressure terminals included.


Cat. No.	Type	Product name	Weight (kg)
DGH6384K	1004	4P20A trolley	2.0
DGH6385K	1004	5P20A trolley	2.0

Note: Photo shows 5P, 20A trolley. 4P type has no center collector.

Dustproof trolleys

For use with the custom-made dustproof Trolley Ducts.

- 3P/5P, 20A trolley (for 30A/60A ducts)
- 3P, 40A trolley (for 60A ducts)



Cat. No.	Type	Product name	Weight (kg)
DGH6775	602	3P20A trolley	1.0
DGH6763	602	3P40A trolley	1.1
DGH6795	1004	5P20A trolley	1.1

Note: Photo shows 3P type.

Trolley Ducts for Special Applications

100A 600V


(custom-made products)

Unit : mm

Wireless ducts

Straight-line ducts without conductors.

- Coupling plate set included.
- Hot-dipped galvanized steel

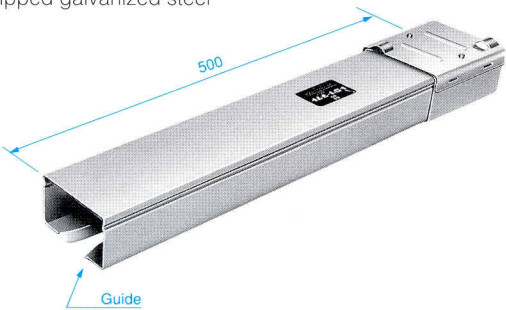


Cat. No.	Type	Compatible duct	Standard length (ℓ)	Weight (kg)
DGH614301	1004	3P100A	3,000	12.3
DGH614201	1004	3P100A	2,000	8.2
DGH614101	1004	3P100A	1,000	4.1

Wireless point duct

A straight-line duct without conductor, used at switching points such as turntables and traversers.

- Coupling plate set included.
- Hot-dipped galvanized steel

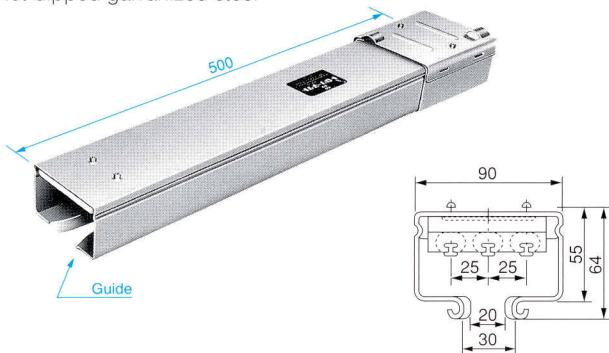


Cat. No.	Type	Compatible duct	Standard length (ℓ)	Weight (kg)
DGH6140512	1004	3P100A	500	1.6

Point duct (with conductor)

A straight-line duct with conductor for use at switching points such as turntables and traversers.

- Coupling plate set included.
- Hot-dipped galvanized steel




Cat. No.	Type	Rating	Standard length(ℓ)	Weight (kg)
DGH6430502K1	1004	3P100A	500	2.3

Wireless drop-out duct

A straight-line duct without conductor, which is provided with an opening for trolley insertion and removal.

- Coupling plate set included.
- Hot-dipped galvanized steel




Cat. No.	Type	Compatible duct	Standard length (ℓ)	Weight (kg)
DGH618101	1004	3P100A	1,000	4.1

Wireless take-up duct

A straight-line duct without conductor, used when the Trolley Duct length needs adjustment to match the stretching of the chain conveyor in an endless line.

Standard length: 1000mm; maximum adjustable length: 550mm

- Coupling plate set included.
- Hot-dipped galvanized steel

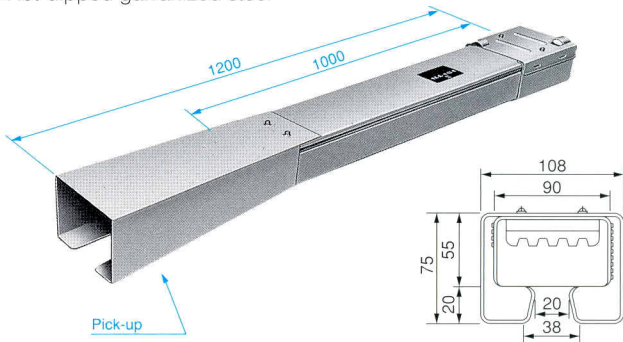


Cat. No.	Type	Compatible duct	Standard length (ℓ)	Weight (kg)
DGH6141011	1004	3P100A	1,000~1,500	8.0

Pick-up duct (with conductor)

A duct for use at either end in lines which partially consist of a Trolley Duct.

- Coupling plate set included.
- Hot-dipped galvanized steel



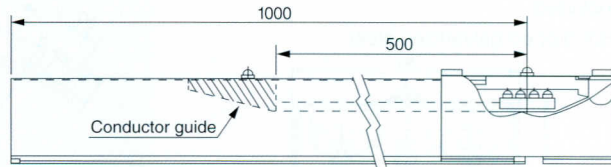
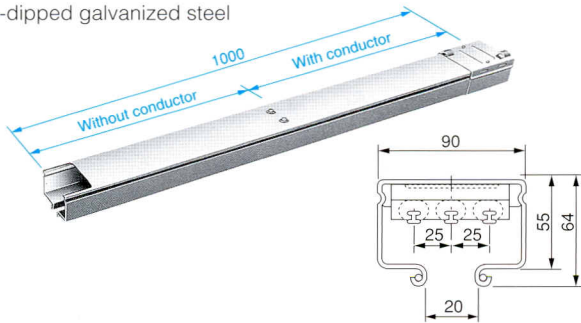
Cat. No.	Type	Rating	Standard length(ℓ)	Weight (kg)
DGH6431203K1	1004	3P100A	1200	6.0

Unit : mm

Duct with conductor guide

This duct is provided with a guide to help the trolley move smoothly between duct sections with and without conductors on endless aging or product inspection lines, where Trolley Ducts without conductors are partially used.

- Coupling plate set and conductor splice included.
- Hot-dipped galvanized steel



Type	Rating	Standard length(ℓ)	Weight (kg)
1004	2P100A	1,000	4.2
	2P100A	1,000	4.5

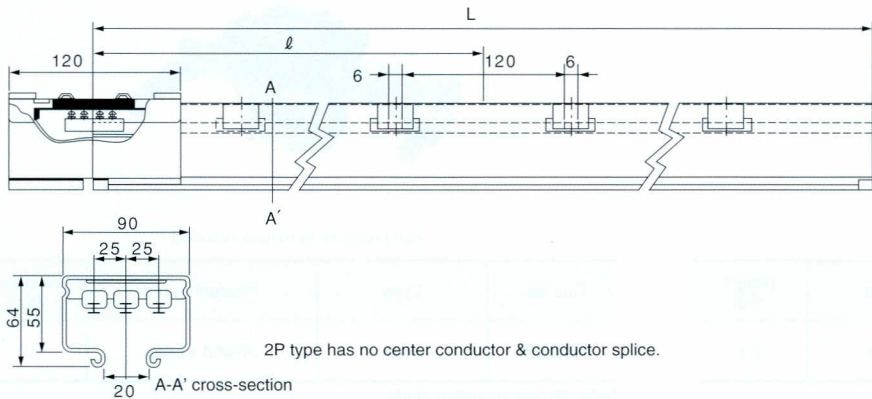
Note: Ducts with conductor guide custom lengths are also available.

Circuit-separating ducts

Ducts for use in separating circuits. Two types are available: a power-circuit use type with a function to extinguish arcs created by load current, and a signal-circuit type without arc-extinguishing function.

- Coupling plate set and conductor splice included.
- Hot-dipped galvanized steel

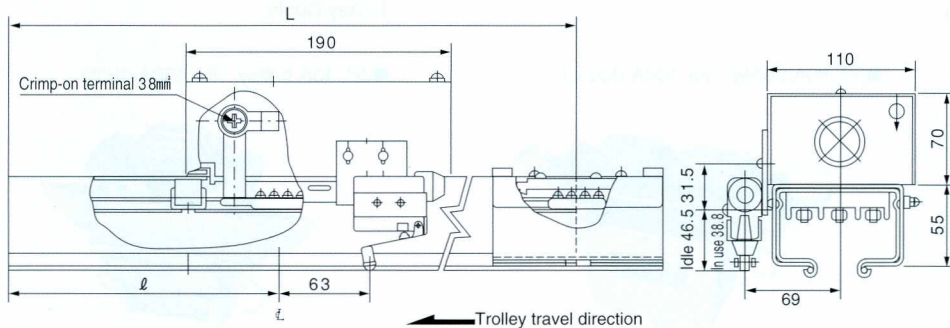
For signal circuits (β -type cutting)



	No-conductor section dimensions
β-type cutting	<p>The diagram shows a perspective view of a circuit-separating duct for signal circuits. The total length is L. The distance between the center of the conductors is ℓ. The width of the duct is 120 mm. The height of the duct is 64 mm. The base thickness is 20 mm. The internal spacing between the guide rails is 25 mm. A cross-section view shows a U-shaped profile with a width of 90 mm, a height of 64 mm, and a base thickness of 20 mm. The internal spacing between the guide rails is 25 mm.</p>

2P type has no center conductor & conductor splice.

For power circuits (β -type cutting)

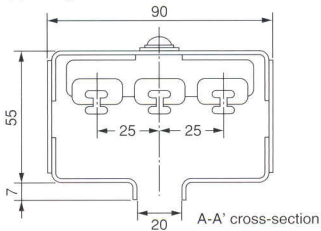


Note 1: Dimensions (L) and (ℓ) are determined after consulting customers.
See page 37 for β -type cutting.

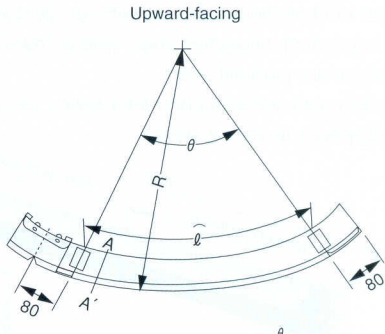
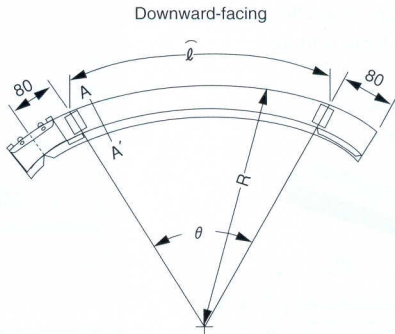
Vertically curved duct

The vertically curved duct is available in two types: downward-facing and upward-facing.

- Coupling plate set and conductor splice included.
- Hot-dipped galvanized steel



Note: 2P type has no center conductor.



Equation $\widehat{\ell} = 3.14 \times 2R \times \frac{\theta}{360}$


Type	Rating	Minimum radius R		Duct length $\widehat{\ell}$	
		With conductors	Without conductors	Minimum	Maximum
1004	2P100A	2,000mm	1,500mm	500mm	1,800mm
	3P100A				

Note: Use a 40A trolley. 80A trolley cannot be used. Equation $\widehat{\ell} = 3.14 \times 2R \times \frac{\theta}{360}$

Micro-rod attached trolley

Used with an automatic control circuit for conveyor lines, this trolley includes a mechanism for operating the microswitches which are built into the ducts. Use together with a circuit-separating duct.

- 3P, 40A trolley
- < for 100A ducts >



8mm pressure terminals included.

Cat. No.	Type	Product name	Weight (kg)
DGH6379	1004	3P40A trolley	0.9

Note: 2P type is custom-made.

UD-type trolley

Used on circuits which partially employ a Trolley Duct. A mechanism that allows the trolley to move smoothly from a non-duct section to a duct section is included. Use with a pick-up duct (see page 33).

- 3P, 40A trolley
- < for 100A ducts >



8mm pressure terminals included.


Cat. No.	Type	Product name	Weight (kg)
DGH6389K	1004	3P40A trolley	2.0

Note: 2P type is custom-made.

Point-use trolleys

Used where line switching is performed on circuits having turntables or traversers. Use with a point duct for line switching (see page 33).

- 3P, 40A trolley < for 100A ducts >




8mm pressure terminals included.

Cat. No.	Type	Product name	Weight (kg)
DGH6399	1004	3P40A trolley	0.9

Note: 2P type is custom-made.

- 3P, 80A trolley < for 100A ducts >



Without pressure terminals.


Cat. No.	Type	Product name	Weight (kg)
DGH6393	1004	3P80A trolley	1.6

Note: 2P type is custom-made.

Dustproof trolley

For use with the custom-made dustproof Trolley Ducts.

- 3P, 40A trolley < for 100A ducts >



Cat. No.	Type	Product name	Weight (kg)
DGH6768	1004	3P40A trolley	1.1

Note: 2P type is custom-made.